


PREMIUM COLLECTION

AUSTRALIA'S PREMIUM STEEL
ROLLING GARAGE DOOR

Roll-A-Door®



The garage door is an integral part of the design, architecture and security of your home.

No matter what sort of garage style or house design you have, there is a B&D Roll-A-Door® that will be the perfect size and fit for your home, and in a colour that complements the rest of your décor.

When you buy a B&D Roll-A-Door, you're buying an Australian icon. Australia's most popular garage door includes the top of the line in design, styling and features.

NYLOFELT™ RUNNING STRIPS

SMOOTH, QUIET & EFFORTLESS
ROLLING ACTION

RUBBER COATED STEEL DOOR STOPS

SUPERIOR BALANCE

BOTTOM WEATHERSEAL



Doors & Openers®

THERE'S SO MUCH MORE BEHIND A B&D DOOR

Call **13 62 63** or visit www.bnd.com.au for further information

*7 year warranty applies to steel door curtain only. For full warranty conditions see back page.



Roll-A-Door®



Mini groove top sheet reduces paint scuffing



Nylofelt for smooth, greaseless operation



Lifting handle for convenient opening/closing



Safety assured with steel door stops

SAFETY FOR YOUR FAMILY

Safety should be a key consideration when selecting your garage door, as door failures can cause serious injury. The following safety features have been built into your B&D Roll-A-Door:

- Steel door stops, not plastic like some brands.
- Locking bar end covers to prevent injury to fingers.

SMOOTH, QUIET OPERATION

Your home should be a quiet, peaceful place, and you don't want a noisy garage door disturbing you. B&D Roll-A-Door garage doors will provide you with quiet, smooth, greaseless operation. Features include:

- Nylofelt® running strips to provide greaseless operation.
- Roll-A-Guides and mini groove top sheet on the Squareline Deluxe to help reduce chances of paint scuffing during door operation.
- Rubber coated guide stops to prevent metal on metal contact.
- Guide block and roller for smooth, quiet operation.

Partner your Roll-A-Door with one of the B&D Controll-A-Door openers and you will have one of the quietest automatic doors available.

EASY OPERATION

Your B&D Roll-A-Door will continue to be easy to open and close, with features such as:

- Castellated drum wheels.
- Combination of drum and precision springing ensuring consistent balance, and allowing you to stop the door where you want it, and it will stay there.
- Nylofelt® running strips (and Roll-A-Guides) for effortless rolling action.
- New, sleek D shaped lifting handle, conveniently located to assist you with opening and closing.
- Finger friendly internal lock snib for easier use of the internal lock.

DURABILITY

Your B&D Roll-A-Door will continue to operate like new*, with features such as:

- Springs designed to exceed the Australian Standard for garage doors - 20,000 cycles.
- Squareline Deluxe and Squareline Wideline pressed square-line panels reduce the deflection in the door curtain and the visible effect of seaming joints.
- Traditional Wideline curtain with deeper, rounded curtain shape providing a stronger door with a more rigid steel curtain, and comes standard with heavy duty springs and drums.
- Soft, pliable bottom weatherseal to help stop leaves and rain coming in under the door.

**As with all types of garage doors, for optimal trouble free performance and safety, we recommend you have your door serviced annually.*



THERE'S SO MUCH MORE BEHIND A DOOR

ADDED FEATURES MAKE ROLL-A-DOOR ONE OF THE MOST TECHNOLOGICALLY ADVANCED DOORS AVAILABLE.



SQUARELINE DELUXE

The Squareline™ Deluxe will perform reliably over many years. Fitted with the unique mini groove top sheet, the door's finish is protected from scuffing, ensuring it will continue to look good. This single size door is available up to 3000mm high and 3140mm wide. For wider openings we have the Squareline Wideline range.

SQUARELINE WIDELINE

The Squareline™ Wideline™ has a curtain shape similar to the Squareline Deluxe, making this range perfect for homes that need both a single and double garage door. The Squareline Wideline is available in sizes from 1200mm to 3000mm high and 2500mm to 5500mm wide.



TRADITIONAL WIDELINE

Featuring a deeper, rounded curtain shape, the Traditional Wideline™ has a more rigid steel curtain and heavy-duty spring and drums for the lifting mechanism, making this door perfect for higher usage applications, or if an extra strong door is required. Available in sizes from 1250mm to 3000mm high and 2500mm to 5500mm wide.

SERIES 2 LOW PROFILE

The Roll-A-Door Low Profile has a lighter operation than that of the Roll-A-Door Traditional Wideline™ and industrial doors. Deeper guides and a more rigid curtain ensure smoother, quieter operation while the door is in motion. Available in 2400mm high and 2000mm to 5500mm wide.



WARRANTY

7 year warranty for steel door curtain, covering steel cracking and lock seam failure, and associated labour in domestic / residential applications, 12 months on surface coating, locking mechanism and all other components and all associated labour (excludes salt corrosion).

12 months for all components and labour in industrial / commercial applications.

P R E M I U M C O L L E C T I O N



ENJOY LONG LASTING AESTHETIC APPEAL

THANKS TO ROLL-A-DOOR'S MINI GROOVE TOP SHEET TO ELIMINATE PAINT SCUFFING.



CONTINUE TO ENJOY PEACE & QUIET

IN YOUR HOME, THANKS TO ROLL-A-DOOR'S NYLOFELT RUNNING STRIPS, RUBBER COATED GUIDE STOPS AND GUIDE BLOCK AND ROLLER, MAKING OPERATION SMOOTH AND QUIET.



SPEND FREE TIME WITH YOUR FAMILY

THANKS TO ROLL-A-DOOR'S SPRINGS EXCEEDING AUSTRALIAN STANDARDS MEANING MINIMAL DOOR MAINTENANCE.

SECURITY FEATURES


We believe that every Australian's home is their castle, and we know protecting your home from unwanted intrusion is a priority. Every Roll-A-Door comes with numerous added features to improve the overall security of your door.

Stylishly designed, die cast centre lift lock located at waist height	Easy to use. Die cast construction offers extra strength and security to deter would be intruders.
New 6 wafer lock barrel design	Features a much sturdier locking mechanism that is highly pick resistant.
Double guide blocks	The guide blocks also aid the door by rolling in the guides, making overall operation even smoother.
New D shaped handle*	New design provides a much sleeker appearance, and the unique shape prevents intruders using the handle to pull the curtain out of the guides.

OPTIONAL EXTRAS

If you are looking for even more security, choose from our optional extras, including:

Emb-A-Seals™	Now you can have the choice of added protection with seals that restrict the entry of embers in fire prone areas. These seals fill the gaps around the door, greatly impeding the progress of ashes into the garage. These seals also act as an effective barrier against dust. This is particularly important given the usage of the garage as a living area.
Deep guides	Deeper guides firmly capture the Nylofelt which in turn ensures that it is far more difficult for the curtain to slip out. This increases the overall wind and unwanted intruder resistance of the Roll-A-Door.



Double guide block rollers



Sturdy locking mechanism



Emb-a-seals for protection from bush fires

Roll-A-Door®



IT'S THE DOOR OTHERS TRY
TO COPY, SO BEWARE OF
IMITATIONS. THERE'S ONLY
ONE B&D ROLL-A-DOOR®.

When building or renovating your home, don't overlook the importance of the garage door. It can take up to 40% of your home's frontage, and will have a large impact on the overall appearance of the house. B&D invented the Roll-A-Door® in 1956 and the B&D name was etched into Australian history. B&D was proud to have the Roll-A-Door recognised as an Australia icon in 2004.

The B&D Roll-A-Door stands out from the competition, and will enhance the appearance of your home with its quality finish. With two styles to choose from, the B&D Roll-A-Door is sure to suit your home perfectly. We all know colour is important. That's why we have an extensive range of colours available. There's enough choices to suit any exterior from a contemporary, modern style right through to the traditional Federation look. There are some other things that make a door look good, which you may not have considered. The little things that B&D includes in our Roll-A-Door range, to ensure you get the best door.

We tailor make your door to suit your garage opening perfectly. At B&D, your garage door is made for your home. Each door features a stylishly designed centre lift lock, which not only looks good, but makes locking and unlocking easier. We also understand that you want your door to look good for years to come. That's why a mini groove top sheet is included in the Squareline Deluxe range, to prevent scuffing and rubbing whilst in use. And it's easy to tell if it's an original B&D Roll-A-Door, they feature a wider bottom profile for identification. Now that B&D has done all the hard work ensuring your door will look great and operate reliably, all you have to do is pick which style and colour fits perfectly with your home...





B&D Remote Opener



Controll-A-Door
Diamond PD -
Power Drive



Limited headroom is no
problem for a Flex-A-Door



Roll-A-Door®

B&D have a range of accessories to increase the functionality of your B&D door or opener.
Call us on **13 62 63** or visit www.bnd.com.au for the complete range of B&D products and accessories.

ENJOY THE CONVENIENCE

For easier operation of your Roll-A-Door, add a B&D Controll-A-Door automatic garage door opener. Designed to perfectly suit your door, the Controll-A-Door provides:

- Convenience – one push of the remote button and you drive straight into your garage.
- Tri-Tran™ technology – for greater reliability and minimal interference. When you push your transmitter button, you can trust your door will opener.
- Comfort – no more lifting heavy doors.
- Value – adds value to your home.
- Safety – forget getting out of the car on those dark or rainy nights. The courtesy light also allows you to see inside the garage.
- Security – protection for yourself and your property with a positively locked garage door.
- Low standby wattage – saving you money on your power bill, and reducing greenhouse gas emissions.

SEE IT FIRST

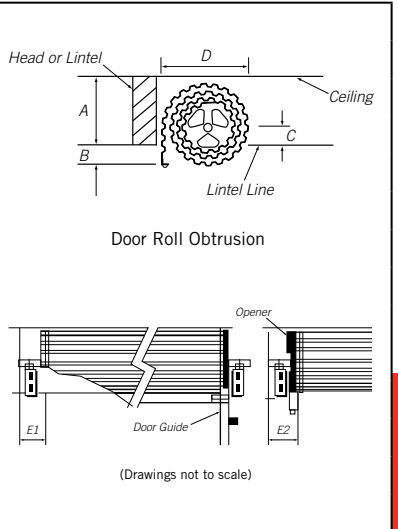
Design your own Roll-A-Door, on your house, selecting your choice of style, colour and window options in the door Design Centre at www.bnd.com.au.

LIMITED HEADROOM

Do you want all the benefits of a B&D door, but don't have the headroom for a normal garage door? Try a B&D Flex-A-Door®. It's the perfect alternative when you are looking to replace your existing tilt door, or in situations where you have restricted headroom in your garage or carport. For more information visit www.bnd.com.au.

INSTALLATION CLEARANCES									
HEIGHTS	HEADROOM						SIDEROOM		
	RECOMMENDED				RESTRICTED		E1	E2	
	A	B	C	D	A	C	LH	RH	
SQUARELINE WIDELINE									
Up to 2100mm	420mm	85mm	150mm	510mm	360mm	90mm	135mm	170mm	185mm
2101-3000mm	450mm	85mm	150mm	540mm	420mm	120mm	135mm	170mm	185mm
TRADITIONAL WIDELINE									
Up to 2100mm	540mm	65mm	245mm	555mm	475mm	180mm	135mm	195mm	185mm
2101-3000mm	620mm	65mm	310mm	565mm	555mm	245mm	135mm	195mm	185mm
SQUARELINE DELUXE									
Up to 2200mm	350mm	80mm	120mm	460mm	315mm	85mm	100mm	140mm	155mm
2201-3000mm	370mm	80mm	120mm	480mm	335mm	100mm	100mm	140mm	155mm

Remote control operation is not recommended for low headroom applications.



YOUR B&D REPRESENTATIVE IS:



International Customers call **+61 2 9722 5555**
fax **+61 2 9771 6385** or email bndint@bnd.com.au



Doors & Openers®

THERE'S SO MUCH MORE BEHIND A B&D DOOR

B&D Doors has offices servicing all states.
For more details on this product or our other ranges,
call **13 62 63** or visit www.bnd.com.au

- a) Roll-A-Door doors, in normal residential use, are covered by a 7 year warranty for steel door curtain, covering steel cracking and lock seam failure and associated labour, 12 months on surface coating, locking mechanism and all other components and all associated labour (excludes salt corrosion), conditional on proper care, as recommended in the door's handbook. Full details of the warranty are available from www.bnd.com.au. Warranty only applies to doors purchased and installed in Australia or New Zealand. Warranty only valid if warranty conditions are met.
- b) For areas within one kilometre of a corrosive environment eg. salt air or industrial fallout, special care and maintenance are generally required for metal products. Consult B&D or your B&D Accredited Dealer for advice.
- c) The company reserves the right to make changes or improvements to the products or accessories without notice and without incurring any obligation to make similar changes or improvements to goods previously ordered. Specifications subject to change without notice.
- d) Prefixed Trademarks are trademarks of B&D Australia Pty Ltd.
- e) B&D products have many patents and registered designs applicable.
- f) While BlueScope Steel Limited is our preferred supplier, steel products from other sources may also be used.
- g) Details correct at date of publication.

an **alesco** company