

NEW




Controll-A-Door[®]

AUTOMATIC GARAGE DOOR OPENERS



The B&D Controll-A-Door[®] range of automatic door openers has a model to suit most residential applications.

With their strong motors and contemporary designs, B&D has an opener to suit your home.





Controll-A-Door®



ACHIEVE PEACE OF MIND WITH OUR NATIONAL NETWORK OF B&D APPROVED AND ACCREDITED DEALERS.

Improve your lifestyle, with added convenience from a B&D Controll-A-Door®.

CONVENIENCE

You will really appreciate an automatic garage door opener on those cold, dark or rainy days. With just the push of a button on your transmitter you will be able to drive straight into your garage or carport.

COMFORT

You can enter and exit your garage or carport from the comfort of your car without struggling with heavy doors.

SAFETY

In and out of the car at night, parking on steep drives and entering dark garages are all things of the past with a B&D automatic garage door opener.

SECURITY

B&D Controll-A-Door® openers lock every time they close. With ease of garage entry you also use the garage more.

VALUE

B&D Controll-A-Door openers represent excellent value for money and will add value to your lifestyle and your home.

PEACE OF MIND

With an extensive national network of B&D approved and Accredited Dealers, you can be sure your opener will be installed and serviced correctly.

WARRANTY

All Controll-A-Door openers feature a full 5 year/10,000 cycle, on site warranty on the opener, including labour to repair. B&D Shed Master openers feature a 2 year, parts only warranty on the opener. Opener must be installed by an approved B&D dealer. 12 month warranty on transmitters. LED's and batteries excluded.

Visit www.bnd.com.au for more information.



Tri-Tran™ Multi Frequency

B&D's Tri-Tran multi frequency technology, means your opener will never have interference from household wireless products including baby monitors, door bells and some in home and in car wireless entertainment systems or other electronic devices. So when you want your garage door to open, it will.

Most current garage door openers operate on a single 433MHz frequency with a wide reception bandwidth. Unfortunately many other household products also operate on the same frequency. Every day items like baby monitors, door bells and some domestic and in car wireless entertainment systems. And they don't have to be in your home. They can be in your neighbours.

If one of these items is being used in your area, or is malfunctioning, it has the potential to interfere with the operation of your garage door opener. You will push the button on your opener transmitter, and nothing will happen. This can be very frustrating, when you need your door to open/close, and it won't.

To overcome this problem, which while localised is on the increase, all new B&D Controll-A-Door openers now feature unique Tri-Tran multi



frequency operation. Tri-Tran has an automatic frequency change function, with each of its three frequencies transmitted having a much tighter bandwidth. The frequency changes every 22mS during a transmission and reception. So if there is another signal interfering on a part of this frequency spectrum, the automatic change ensures the signal still reaches the opener. This makes Tri-Tran up to one thousand times better, in terms of in band interference rejection, than a typical FM receiver, and up to a million times better than some AM receivers.

To ensure your garage door opener works when you need it to, insist on an opener with Tri-Tran. The world's first multi-frequency garage door opener technology.



ACCESSORIES: All Controll-A-Door Openers

To increase the functionality of your Controll-A-Door opener, and to allow everyone in the household to enjoy the benefits of an automatic garage door, your Controll-A-Door can be fitted with a range of optional accessories.



Emergency Key Release – Allows your garage door to be disengaged and operated manually from outside. Suits sectional door openers.



Transmitter Wall Button – Allows remote door operation. No wiring required, and can be mounted inside the garage. Comes standard with Controll-A-Door P and P Diamond openers. Optional extra for Diamond – Power Drive.



Entry Keypad – Allows entry to the garage without a transmitter. Great for children. No need to give them a key or transmitter, they can enter the house with their PIN number.



Combo Access Device – Recommended where the garage door is the only entry point. Allows you to open the door manually during a power failure, using a key to remove the barrel with a cord attached to the disengagement handle. Also allows for key electrical operation. Suits rolling door openers.



Rechargeable Battery Back Up – If power supply to the opener is broken, the door will still be operational with the rechargeable battery back up. Available for use on Diamond – Power Drive and P Diamond openers.



Additional Transmitters – Now everyone in the home can enjoy the convenience of the garage door opener, with extra transmitters available.



Safety Infra-red Beams – If you have young children or pets, the addition of safety infra-red beams provides added safety and security, as the door will automatically stop and reverse, if the beam is broken whilst the door is closing. B&D always recommend the use of safety infra-red beams on all automatic garage doors.



Solar Power System – A back up battery can be charged via solar power to ensure that shed lock outs, due to loss of electricity, are a thing of the past. Available for use on Diamond – Power Drive and P Diamond openers.

Security System Compatible – With the addition of a microchip, the opener can now be linked to the alarm system to ensure that the garage as well as the home is protected. No longer will the garage be a target of would be intruders.

External Antenna – Suitable for areas that are prone to poor reception. This item can be added to increase the range of the transmitter. Suitable for use on Diamond – Power Drive openers.

Controll-A-Door® P



C-Rail

Encloses moving parts, ensuring a safer, cleaner looking rail system. Ideal for low headroom applications.



Courtesy light

LED arrays ensure minimal power consumption and on going maintenance. Lights automatically switch on and off as you open or close your door. The light can also be operated independently, via a transmitter button.



Transmitter capacity

Everyone in the home can use your opener. You can programme up to 14 transmitters, wall buttons or entry keypads, at the touch of a button. Transmitters also include multiple buttons, so you can programme in additional openers, or set up some of the unique features of the opener, such as pet mode and vacation mode.



Low standby power usage

The Controll-A-Door P features one of the lowest standby power levels of any opener in Australia, ensuring low standby power consumption, reducing your energy bills and helping improve our environment.



The Controll-A-Door P automatic opener is driven by a strong and reliable AC motor. With added features and improved styling, it represents value for money and quality.

Reliable AC Motor

With a strong, reliable AC motor, the Controll-A-Door P includes extra features to ensure it is also one of the quietest AC openers in Australia.



STANDARD FEATURES: All Controll-A-Door Openers



Inbuilt Automatic Safety Reverse System with ISS – Intelligent Safety System – Automatically profiles the speed required to move the door and continually monitors and upgrades the profile as the door ages, ensuring the door stops and reverses when it comes in contact with an object. ISS on P and P Diamond openers only.



Disengage Cord – Allows you to manually operate the door.



Vacation Mode – A single transmitter can be programmed to disable the garage door opener's radio receiver, blocking out all transmitters except the specified one. This is ideal if the door is to be left idle for prolonged periods.



Tri-Tran™ Multi Frequency Technology – Means your opener will never have interference from household wireless products including baby monitors, door bells and some in car entertainment systems. So when you want your garage door to open, it will.



Pet Mode – Allows the door to be stopped, at a preset height, by simply pressing a transmitter button, in either up or down mode, for the purpose of ventilation or pet access.



Automatic Close Timer – After you drive in or out, the door waits for your programmed time (30 seconds), then closes all by itself. For safety this feature requires B&D's Safety Infra-red Beam kit to be fitted.

Controll-A-Door® P Diamond



The Controll-A-Door P Diamond automatic opener is enabled with superior technology, greater features and quiet, smooth operation. It offers both excellent functionality and style.


C-Rail

Encloses moving parts, ensuring a safer, cleaner looking rail system. Ideal for low headroom applications.



Courtesy light

LED arrays ensure minimal power consumption and on going maintenance. Lights automatically switch on and off as you open or close your door. The light can also be operated independently, via a transmitter button.



Transmitter capacity

Everyone in the home can use your opener. You can programme up to 14 transmitters, wall buttons or entry keypads, at the touch of a button. Transmitters also include multiple buttons, so you can programme in additional openers, or set up some of the unique features of the opener, such as pet mode and vacation mode.



Low standby power usage

The Controll-A-Door P Diamond features one of the lowest standby power levels of any opener in Australia, ensuring low standby power consumption, reducing your energy bills and helping improve our environment.



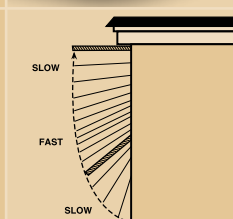
Quiet DC Motor

Gives smooth, quiet and reliable operation.



Soft Start/Soft Stop

Controll-A-Door P Diamond openers are programmed to open a garage door slowly... then speed up... and slowly come to a stop. Smoothly. Quietly.




Choose to upgrade to a B&D Controll-A-Door P Diamond – Whisper Quiet opener.

Designed to be one of the smoothest, quietest and most reliable garage door openers, the Diamond – Whisper Quiet features a unique synthetic plastic belt that is reinforced with steel for durability. The non-slip belt absorbs vibration and noise.

Whisper quiet operation is perfect for households with shift-workers or children who come home in the middle of the night. No more waking up the whole household when you get home.

The Diamond – Whisper Quiet shares the same quiet DC motor technology as the B&D Controll-A-Door P Diamond and therefore includes all the added features, with the bonus of less operating noise.



Controll-A-Door® Diamond – Power Drive



The Controll-A-Door Diamond – Power Drive automatic opener is leading the way in smooth, quiet operation. It uses all of the Diamond opener technology and with extra power it ensures that lifting heavy doors is effort free.

Transmitter capacity

Everyone in the home can use your opener. You can programme up to 14 transmitters, wall buttons or entry keypads, at the touch of a button. Transmitters also include multiple buttons, so you can programme in additional openers, or set up some of the unique features of the opener, such as pet mode and vacation mode.



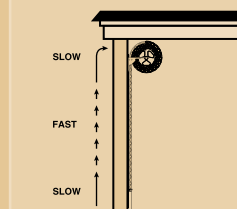
Quiet DC Motor

Gives smooth, quiet and reliable operation.



Soft Start/Soft Stop

Openers are programmed to open a garage door slowly... then speed up... and slowly come to a stop. Smoothly. Quietly.



LED lighting

Never again will you have to replace a light bulb on your opener, as LED lighting has a life span of 30,000 hours. Automatically switches on and off as you open or close your door... the light is pre-set to 2.5 minutes and can be adjusted to ensure that you are never kept in the dark again.



Greater power

Opener features extra power for increased ease of opening, especially on double doors. Height capabilities vary depending on drum size. Ask your B&D dealer for more information.



A variety of programmable operation modes

Now you can adjust the operation of the opener to suit individual preferences. Featuring a vacation mode to allow for the remote to be switched off when the home is unattended for an extended period of time. There is also pet mode to allow pets to have easy access to the garage, without having to open the door all the way.



Reduced energy consumption

Features decreased energy use when in standby mode to provide savings through lower electricity bills.



Shed Master



Smart Receiver

Allows you to electronically program a number of remote control transmitters plus one entry keypad at the touch of a button.




Superior range radio controls

433MHz radio frequency. It automatically resets all settings after power failure.



Quiet DC Motor

Gives smooth, quiet and reliable operation.



Water resistant housing

Housing can resist exposure to water making this product suitable to be used in carport situations.



Manual release cord locking

Available as an optional extra, for added security, the manual release cord can be locked, making it impossible for intruders to simply reach out, disengage the motor and gain access to your carport.



Control panel disabling

This function shuts off the control panel, so that the buttons on the opener become inoperable and thus not a security risk.



The B&D Shed Master automatic opener is driven by a strong and reliable DC motor. With added security features, it represents value for money and quality for all shed and carport situations.



THERE'S SO MUCH MORE BEHIND A B&D DOOR

STANDARD FEATURES					
Feature	Sectional, Flex-A-Door and Tilting Doors			Rolling Doors	
	Controll-A-Door P	Controll-A-Door P Diamond	Controll-A-Door P Diamond – Whisper Quiet	Controll-A-Door Diamond – Power Drive	Shed Master
Pulling force	800N	1000N	800N	550N	450N
Motor	AC	DC	DC	DC	DC
Automatic force sensing	✓ with ISS	✓ with ISS	✓ with ISS	✓	✓
Soft start / soft stop		✓	✓	✓	
Standby power consumption	2W	2.2W	2.2W	2W	2.2W
Drive	Chain	Chain	Belt		
Maximum recommended door size (area)	18m ²	18m ²	18m ²	16.5m ²	15m ²
Courtesy light	2 LED Arrays	2 LED Arrays	2 LED Arrays	2 LED Arrays	N/A
Courtesy light time	4 min (adjustable)	4 min (adjustable)	4 min (adjustable)	Adjustable	N/A
Water resistant housing					✓
Lockable control panel and manual release					✓
Rail system	C-Rail, single & multi piece pre-assembled.	C-Rail, single & multi piece pre-assembled.	C-Rail, single & multi piece pre-assembled.	N/A	N/A
Operating frequency	Tri-Tran™ technology. UHF multi frequency FM.	Tri-Tran™ technology. UHF multi frequency FM.	Tri-Tran™ technology. UHF multi frequency FM.	Tri-Tran™ technology. UHF multi frequency FM.	433.92MHz
Receiver type	Multi channel frequency hopping.	Multi channel frequency hopping.	Multi channel frequency hopping.	Multi channel frequency hopping.	Super-heterodyne
1 button transmitter					✓ x 2
4 button keyring transmitter	✓ x 2	✓ x 2	✓ x 2	✓ x 2	
Transmitter wall button (wireless)	✓	✓	✓		
Memory registers	14	14	14	14	6/1/1
Automatic close timer (requires safety infra-red beams to be activated)	✓	✓	✓	✓	✓
Noise reducing chain clips	✓	✓	N/A	N/A	N/A
Limit Positioning System	Semi-Automatic	Automatic	Automatic	Automatic	Semi-Automatic
Warranty ^a	5 year / 10,000 cycles.	5 year / 10,000 cycles.	5 year / 10,000 cycles.	5 year / 10,000 cycles.	2 year parts only.

B&D Controll-A-Door P openers meet the following standards:

◆ 60335-2-95 (AS/NZS 3350.2.95)

◆ AS/NZS 3820 Low Voltage Standard

◆ EMC/RFI: AS/NZS 4268:2003 SRD



An **alesco** Company

B&D Doors has offices servicing all states.

For more details on this product or our other ranges, phone **13 62 63** or visit **www.bnd.com.au**

INTERNATIONAL CUSTOMERS

bndint@bnd.com.au

p +61 2 9722 5555

f +61 2 9771 6385

Notes / Information

- B&D Controll-A-Door openers feature a full 5 year/10,000 cycle, on site warranty on the opener, including labour to repair. B&D Shed Master features a 2 year, parts only warranty on the opener. Opener must be installed by an approved B&D dealer. 12 month warranty on transmitters, LED's and batteries excluded. Full details of the warranty are available from www.bnd.com.au. Warranty only applies to openers purchased and installed in Australia or New Zealand. Warranty only valid if warranty conditions are met.
- The company reserves the right to make changes or improvements to the products or accessories without notice and without incurring any obligation to make similar changes or improvements to goods previously ordered. Specifications subject to change without notice.
- Prefixed Trademarks are trademarks of B&D Australia Pty Ltd.
- B&D products have many patents and registered designs applicable. Patent no. 050922.
- Details correct at date of publication.

B&D Doors is a division of B&D Australia Pty Ltd,
an Alesco company ABN 25 010 473 971 © 2007 B&D Australia

YOUR B&D REPRESENTATIVE IS